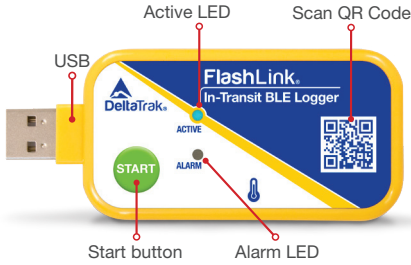


# FlashLink®

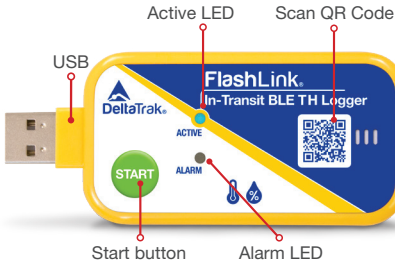
Model 40909, 40910

## In-Transit BLE Logger





Model 40909



Model 40910

## Shipper Instructions

### Starting the logger

Press and hold the green START button. You will see the blue Active LED flashing, followed by the blue and red LEDs flash one time simultaneously, then release the START button. The logger is now started and the Active blue LED will flash once every 12 seconds to indicate the logger is recording.

## Receiver Instructions

### Stopping the logger

Connect the logger to a USB port on a computer or to a smart device with a USB adapter and Adobe Reader. This will automatically stop the logger and generate a PDF trip report. Before disconnecting the logger, save the file to the computer for sharing and archiving the report.

The logger also stops when its memory is full and no further data points can be recorded.

## BLE Application

The FlashLink In-Transit BLE Logger provides an added feature of a custom application to view data recorded in the logger using a smart phone. This allows shippers and receivers to conveniently access trip information without opening doors of vehicles or shipping containers. PDF reports are generated by the app, and will not stop the logger, so it can continue to monitor shipments and record data all the way to the final destination.

## Installing the App

Using your smart phone, scan this QR code or open a browser and navigate to <https://www.deltatrak.com/in-transit-ble-loggers/40909-flashlink-in-transit-ble-logger>



1. Click on **Get the App** button.
2. Click the download button to start downloading the app.
3. Follow the steps on your smartphone screen. Depending on the source, you might need to tap **Ok > Install**.
4. On the message that opens, tap **Settings**.
5. Turn on **Allow from this source**.

**Note:** If you don't see "Allow from this source," you're running a different Android version. In your Settings, under "Security," turn on **Unknown sources**.

## Connecting to the Logger

The phone must have Bluetooth 4.0 or greater, in order to communicate with the loggers. From the **My Device** screen, click **Add Device**. There are three methods to find and connect to the BLE Loggers (see Figure 2):

1. Scan the trip number bar code from the shipping card or Logger.
2. Select **Bluetooth Connect** to automatically connect to BLE Loggers within range.
3. Manually enter the serial number.




Figure 2

## Retrieving Data

Select the trip number of the BLE Logger from the **Device List**, displayed on the smart phone (Figure 3), and the app will connect and automatically read the default configuration of that logger (Figure 4). Click the **Data** menu, the app will read the data from the logger (Figure 5). The temperature charts and data tables will be displayed and can be shared as a PDF report from the mobile device by email or SMS text message.



Figure 3

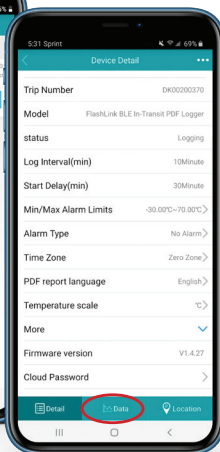


Figure 4

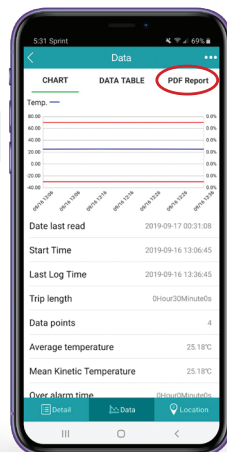


Figure 5

## Generating the PDF Report

A PDF trip report can be created with the app and will not stop the logger. This allows users to check data at touch points along the route, while the logger continues to monitor and record temperature and humidity conditions until the end of the trip.

- A. Select PDF Report (Figure 6).
- B. After you see the report on the screen, select Share (Figure 7).
- C. Chose your preferred mobile app to share the PDF report.

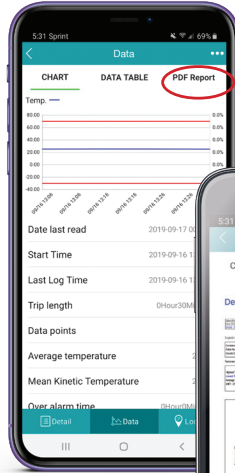


Figure 6

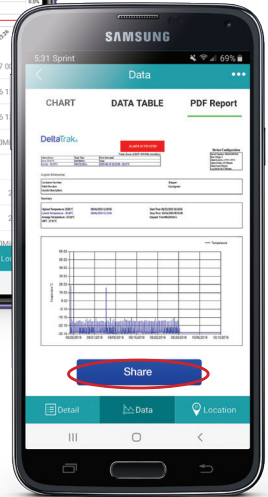


Figure 7

## Technical Support

+1-925-249-2250 Extension 5120  
Toll free 800-962-6776 USA & Canada  
Email [techsupport@deltatrak.com](mailto:techsupport@deltatrak.com)




Scan the QR code on the logger or below for more product information and to download the App






FCC ID: 2ATXY-40909

This device complies with part 15 of the FCC Rules. Operation is subject to the following two conditions: (1) This device may not cause harmful interference, and (2) this device must accept any interference received, including interference that may cause undesired operation. Any changes or modifications not expressly approved by the party responsible for compliance could void the user's authority to operate the equipment.





## DeltaTrak Corporate

 Pleasanton, California, USA  
 +1(925) 249-2250 +1(800) 962-6776  
 [www.deltatrak.com](http://www.deltatrak.com)




## DTI Mexico International

 Guadalajara, Mexico  
 +52-33-3188-3161 / 36712190  
 [www.deltatrakmexico.com](http://www.deltatrakmexico.com)




## DTI South America SA

 Santiago, Chile  
 +562 2758 2866  +569 7477 1061  
 [www.deltatraksouthamerica.com](http://www.deltatraksouthamerica.com)

## DTI China Limited

 Shenzhen China  
 +86-755-8442-9388/2837-2741  
2837-2664 | 8923-2778  
 [www.deltatrakchina.com.cn](http://www.deltatrakchina.com.cn)




## DTI Europe bvba

 Antwerp Belgium  
 +32 (0) 3-455-61-25  
 [www.deltatrakeurope.be](http://www.deltatrakeurope.be)




## DTI Japan Limited

 Osaka, Japan  
 +81-6-6616-5900  
 [www.dtijapan.co.jp](http://www.dtijapan.co.jp)

## DTI Asia Pacific

 NT, Hong Kong  
 +852-3568-5538  
 [www.dtiap.com](http://www.dtiap.com)

## DTI South Pacific

 Auckland, New Zealand  
 +64 9 5757 886  
 [www.deltatraksouthpacific.com](http://www.deltatraksouthpacific.com)